

GIRLS' HIGH SCHOOL & COLLEGE, PRAYAGRAJ

CLASS 5 (A-G)

HOLIDAY HOMEWORK/ PROJECT ASSIGNMENT

SESSION – 2025-26

ENGLISH LANGUAGE PROJECT


INSTRUCTIONS:

- The students should use an interleaf assignment notebook for writing the project.
- The students need to fill the Index (S. No., Topic, No. of pages used(eg.1to 4)).
- They should begin writing the project on the ruled sheet on the next page.
- The plain side should be used for pictures.
- The pictures should be neatly drawn, coloured and outlined with coloured pens or pencil colours.
- You can paste pictures too.

Topic - The Sentences

Activity 1 –

On the plain side make hot air balloons using coloured papers. On each hot air balloon, write the name and one example of each type of sentence as shown below.



On the ruled side the students are expected to note down the following sentences, identify their type and punctuate the sentences according to their type.

- 1- Who does not like to become great
- 2- Long life does not make a great man
- 3- Tagore was a great poet
- 4- What an amazing view
- 5- Please shut the door

Activity 2-

Identify the picture given below and write five sentences about it.



ENGLISH LITERATURE PROJECT

INSTRUCTIONS:

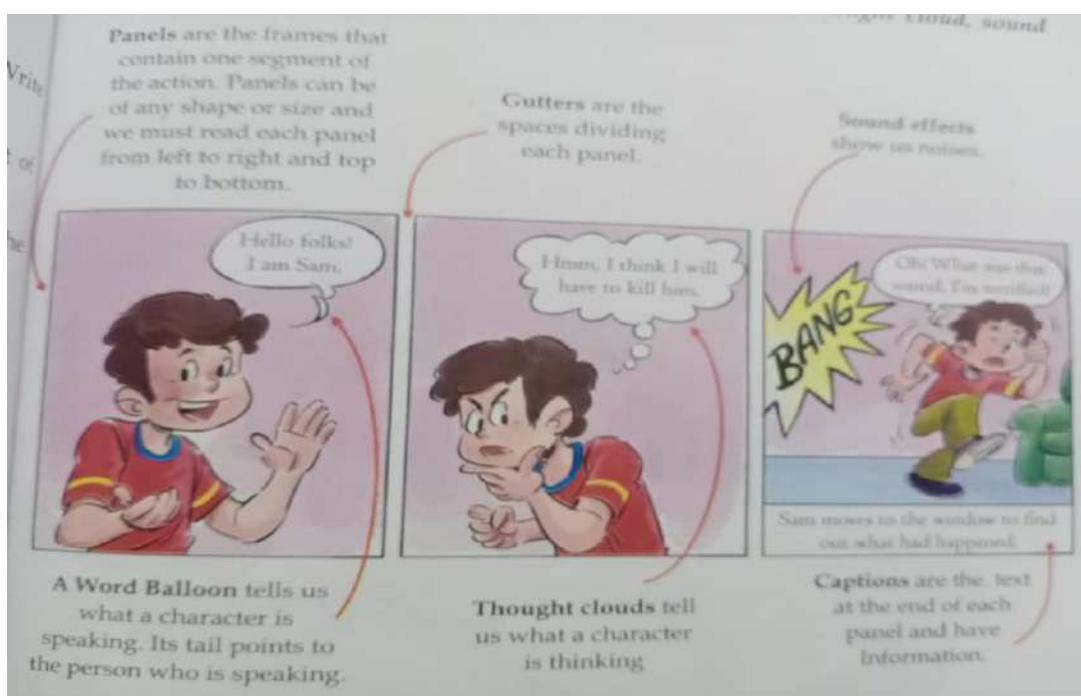
- The students should use an interleaf assignment notebook for writing the project.
- The students need to fill the Index, S. No, Topic, No. of pages used,(eg.1 to 4)
- They should begin writing the project on the ruled sheet on the next page.
- Each plain sheet should have a picture related to the topic.
- The pictures should be neatly drawn, coloured and outlined with coloured sketchpen.
- You can paste the pictures too.

Topic - Chapter 4 – THE MOUSE AND THE LION (POEM)

- On the ruled side write the first three stanzas of the poem.
- On the blank side create a comic strip according to the stanzas of the poem.

We have a special vocabulary to describe the different parts of a comic – words like panels, word balloons, thought cloud and sound effects.

You may refer to the picture given below-



MATHEMATICS PROJECT

INSTRUCTIONS:

- The students should use an interleaf assignment notebook for writing the project.
- The students needs to fill the Index(S.no, Topics,No. of pages used eg. 1to4)
- They should begin writing the project on the ruled sheet on the next page.
- The plain side should be used for making the posters or diagrams.
- The representation of the posters or the diagrams should be done and labelled.

Topic – Ch:2 Addition

Q1 Arrange the numbers in columns and add.

Mention addends and sum.

$$72,01,125 + 17,57,443$$

Q2. Write the Properties of Addition. Give one example of each property.

Q3. Solve the following word problems .

Stick picture or draw diagrams related to the questions.

1) John has 5,268 fish in his pond and Jack has 9,275 fish in his pond.

Find the total number of fish in the two ponds.

2) In a School there are 71,356 students in the Junior School 2,457 in the Middle School and 30,250 in the Senior School. How many students are there in all?

3) The cost of a sofa set is ₹6569, and the cost of a table is ₹12,092

Find the total cost.

HINDI PROJECT

निर्देश:

नोट- अभिभावकों से अपेक्षा की जाती है कि वह यह सुनिश्चित करें कि छात्र नीचे दिए गए निर्देशों को अपनी हिंदी परियोजना कॉपी के प्रथम पृष्ठ पर दी गई तालिका (Index) पृष्ठ में भरें।

1- नाम, कक्षा, वर्ग, अनुक्रमांक, विषय।

2- क्रम संख्या, दिनांक, विषयवस्तु, पृष्ठ संख्या।

विषय- पाठ-1 सूरज का गोला

1. प्रातःकाल आकाश/आसमान में आपको कैसा दृश्य दिखाई देता है? इस पर पाँच वाक्य लिखिए तथा उगते सूरज का चित्र बनाकर उसमें रंग भरिए।

2. जब सूरज निकलता है तो आपके घर के किस- किस हिस्से में अपनी किरणें फैलाता है? इस पर पाँच वाक्य लिखिए तथा अपने घर की छत या आँगन का चित्र बनाकर उसमें रंग भरिए।

3. आपको कैसे पता चलता है कि रात हो गई है तथा रात को आकाश में आपको क्या-क्या दिखाई देता है? इस पर पाँच वाक्य लिखिए तथा रात का चित्र बनाइए।

SOCIAL STUDIES PROJECT

INSTRUCTIONS:

-The students should use an interleaf assignment notebook for writing the project.

-The students need to fill the Index, S.No, Topic, No. of pages used (eg.1to 4).

-They should begin writing the project on the ruled sheet on the next page.

-The plain side should be used for pictures.


- The pictures should be neatly pasted or drawn, coloured and outlined with black gel pen.

Topic: 'Sailing Through Time: The History of Water Transport' - Evolution of Transport

• On the plain side, draw an interactive and colourful timeline to explore the evolution of water transport from ancient boats to modern ships, submarines and ferries.

- On the lined side, write in brief (10-15 lines) about the evolution of water transport (with reference to the timeline).

(The given timelines can be used as a reference)



SCIENCE PROJECT

INSTRUCTIONS:

- The students should use an interleaf assignment notebook for writing the project.
- The student needs to fill the Index (s.no, topic, no. of pages used, eg 1 to 5)
- They should begin writing the project on the ruled sheet on the next page.
- The plain side should be used for making the diagrams or posters.
- The representation of the poster or the diagrams should be neatly done and labelled.

TOPIC- Ls. 1 GROWING PLANTS

Q1. Write in short (3-4 lines) on the given agents of dispersal and draw or stick related pictures-

- a) Wind
- b) Water
- c) Animals
- d) Explosion

Q2. Collect and stick the seeds or pictures and write 1-2 lines on the following crops-

- a) Rabi crops
- b) Kharif crops
- c) Zaid crops

COMPUTER PROJECT

INSTRUCTIONS:

- The students should use an interleaf assignment notebook for writing the project
- The students need to fill the Index S.No,Topic,No.of pages used ,eg. 1 to 4)
- They should begin writing the project on the ruled sheet on the next page.

- The plain side should be used for pictures.
- The pictures should be neatly drawn coloured and outlined with coloured gel pens.
- You can paste pictures too.

Topic - Ch:1 Evolution of Computers

- On the plain side the student has to paste the picture of the main components that are used in all the five generation of computers.
- All five generation should be described on separate pages.
- On ruled side infront of the picture write two characteristics of each generation of computer.