

GIRLS' HIGH SCHOOL & COLLEGE PRAYAGRAJ

CLASS FIVE FINAL TERM PROJECT ASSIGNMENT

HOLIDAY HOMEWORK

FOR WINTER VACATIONS – (2025-26)

ENGLISH LANGUAGE PROJECT

INSTRUCTIONS:

- The students should use an interleaf assignment notebook for writing the project.
- The students need to fill the Index (S. No., Topic, No. of pages used(eg.1to 4)).
- They should begin writing the project on the ruled sheet on the next page.
- The plain side should be used for pictures.
- The pictures should be neatly drawn, coloured and outlined with coloured pens or pencil colours.
- You can paste pictures too.

TOPIC- ADJECTIVES

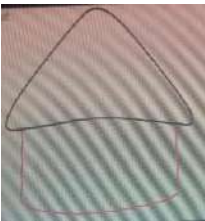
Write the definition of ‘Adjectives’ along with one example of each kind of Adjective on the ruled side of the assignment notebook and paste/draw pictures related to the examples on the plain side.

Activity 1 -

On the plain side, make six huts/houses using coloured papers, each house representing different kinds of Adjectives.

From the list of Adjectives provided below, sort the Adjectives and place them according to their kind in their corresponding hut/house.

gorgeous	eighth	intelligent	much	your
whose	enough	many	those	little
few	foolish	my	blue	which
this	their	our	happy	three



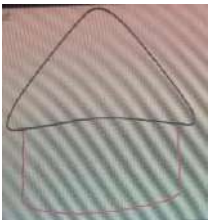
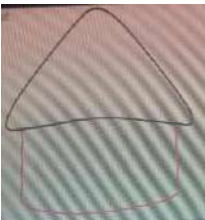
Adjective of Manner



Adjective of Number



Adjective of Quantity



Interrogative Adjective Demonstrative Adjective Possessive Adjective

Activity 2-

On the plain side make a picture collage of your best friend/sibling and then on the ruled side describe your best friend/sibling in about 5-10 sentences using different Adjectives. Also, underline the different Adjectives that you have used in the description.

ENGLISH LITERATURE PROJECT

INSTRUCTIONS:

- The students should use an interleaf assignment notebook for writing the project.
- The students need to fill the Index, S. No, Topic, No. of pages used (eg.1 to 4)
- They should begin writing the project on the ruled sheet on the next page.
- Each plain sheet should have a picture related to the topic.
- The pictures should be neatly drawn, coloured and outlined with coloured sketchpen.
- You can paste the pictures too.

CHAPTER 2- BHIMA AND HANUMAN

Activity : Character Analysis

What is Character Analysis?

The character analysis should begin with-

- a) The physical description of the character.
- b) Overall personality of the character.
- c) Relationship of the character with any other character in the story.
- d) Their role within the story.

The lesson Bhima and Hanuman has many characters in it.

Choose any 2 of your favourite characters from the lesson, paste their pictures on the blank side and on the ruled side write their character analysis.

MATHEMATICS PROJECT

INSTRUCTIONS:

- The students should use an interleaf assignment notebook for writing the project.
- The students need to fill the Index (S.No, No of pages used eg 1to5)
- They should begin writing the project on the ruled sheet.
- The plain sheet should be used for making the posters.
- The representation of the posters should be neatly done and labelled.

TOPIC: Area and Volume

Solve the following word problems.

* Stick pictures or draw diagrams related to the questions.

*Write the formula and the statement.

Q1. Find the area and perimeter of a postcard with length 15 cm and breadth 12cm.

Q2 Volume of a cube and cuboid are equal. If the side of cube is 12cm, length of cuboid is 20cm and its breadth is 8 cm, find its height.

Q3 Find the area of a square park whose perimeter is 32cm.

HINDI PROJECT

निर्देश:

नोट- अभिभावकों से अपेक्षा की जाती है कि वह यह सुनिश्चित करें कि छात्रा नीचे दिए गए निर्देशों को अपनी हिंदी परियोजना कॉपी के प्रथम पृष्ठ पर दी गई तालिका (Index) पृष्ठ में भरें।

1- नाम, कक्षा, वर्ग, अनुक्रमांक, विषय।

2- क्रम संख्या, दिनांक, विषय वस्तु, पृष्ठ संख्या।

विषय- पाठ-8 ईमानदार बालक

1.भीख माँगना अच्छी बात है या बुरी बात, सोचकर पाँच वाक्य लिखिए तथा भीख माँगने वाले का चित्र बनाकर उसमें रंग भरिए।

2.यदि आप सड़क पर किसी घायल व्यक्ति को देखते हैं तो आप उसकी सहायता किस प्रकार करेंगे ? इस पर पाँच वाक्य लिखिए तथा एक एंबुलेंस का चित्र बनाकर उसमें रंग भरिए।

3.जब आप बाज़ार जाते हैं तो वहाँ आपको किस-किस चीज़ की दुकानें दिखाई देती हैं? इस पर पाँच वाक्य लिखकर बाज़ार का चित्र बनाइए तथा उसमें रंग भरिए।

SOCIAL STUDIES PROJECT

INSTRUCTIONS:

- The students should use an interleaf assignment notebook for writing the project.
- The students need to fill the Index, S.No, Topic, No. of pages used (eg.1 to 4).
- They should begin writing the project on the ruled sheet on the next page.
- The plain side should be used for map work.
- The maps should be neatly pasted and labelled with black gel pen.

Topic: Types of Crops - Food and Cash Crops

(Major Occupations in India – Agriculture)

-On two separate political maps of India, highlight any three:

- Wheat producing states of India
- Tea producing states of India

-The students should label the states using pen along with the samples of grains. Use a legend (key) to indicate different crops.

-On the lined side, the details about the crops in 4-5 lines should be given.

SCIENCE PROJECT

INSTRUCTIONS:

- The students should use an interleaf assignment notebook for writing the project.
- The student needs to fill the Index (s.no, topic, no. of pages used, eg 1 to 5).
- They should begin writing the project on the ruled sheet on the next page.
- The plain side should be used for making the diagrams or posters.
- The representation of the poster or the diagrams should be neatly done and labelled.

TOPIC- Ls. 8 Air and Water

Q1. Write in short (3-4 lines) and draw or stick related pictures on- 'The Composition of Air'.

Q2. Write in short (3-4 lines) and draw or stick related pictures on the following activity-

Activity-With the help of two balloons, show that air has weight.

COMPUTER PROJECT

INSTRUCTIONS:

- The students should use an interleaf assignment notebook for writing the project
- The students need to fill the Index S. No,Topic, No.of pages used ,eg.1 to 4)
- They should begin writing the project on the ruled sheet on the next page.
- The plain side should be used for pictures.
- The pictures should be neatly drawn coloured and outlined with coloured gel pens.
- You can paste pictures too.

Topic - Ch:7 Internet Services

- The student should write a short note on five popular services of the Internet along with their related pictures as follows –

- 1) Internet banking
- 2) E-Commerce
- 3) E-Learning
- 4) Video Conferencing
- 5) E-mail

- On the lined side, Infront of the pictures 2 or 3 lines should be written about the topic.
- Each service should be described on a separate page.